

Light efficiency:

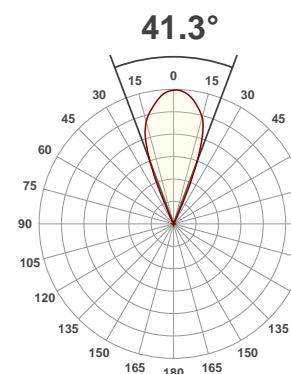
21 Lumen/Watt

Light quality:

CRI: 72.9

Color temperature:

7680 K



Product name:

Artiste DaVinci

Test:

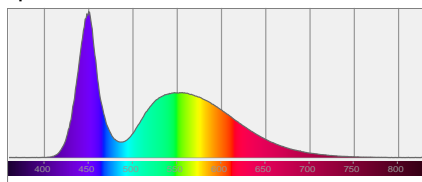
Zoom Out

Date:

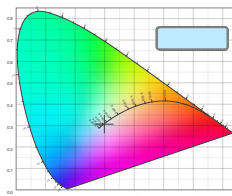
4/3/2017

Output: 9814 lm Power consumption: 457 W Peak: 25133 cd

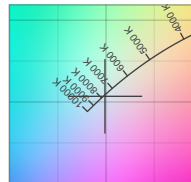
Spectral distribution



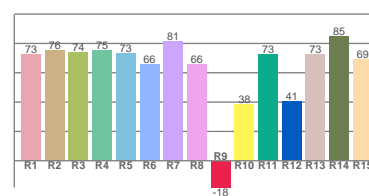
Color coordinates



Zoom color point

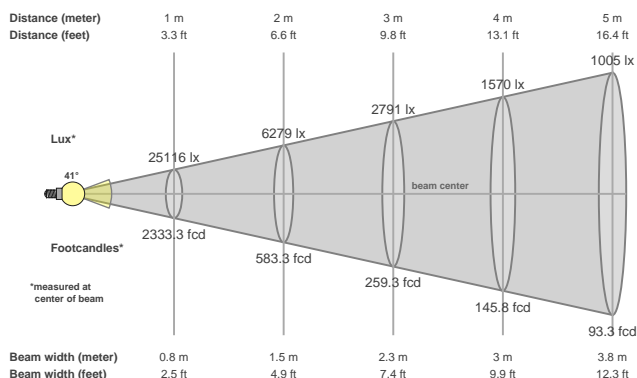


CRI R values



Color temperature	Color rendering index	Red component	Color fidelity	Color gamut	Color quality scale	Color coordinate cie 1931	Color coordinate cie 1931	Color coordinate	Color coordinate	Color diviation from black body
CCT	CRI	CRI R9	TM30 Rf	TM30 Rg	CQS	x	y	u	v	Δuv
7680 K	72.9	-18.2	68.3	93.7	68.7	0.299	0.307	0.196	0.303	0.0041

Beam details



Beam angles

Beam angle 50%	Field angle 10%	Cutoff angle 2,5%
41.3°	49.1°	52.5°

Beam intensities

Peak intensity	Int. ratio in 120° cone	Int. ratio in 90° cone
25133 cd	1.0%	1.0%

Power

Power	Power factor	Power frequency
457 W	1.0	0 Hz

Nominal voltage	Voltage	Current
230 V	114 V	3.99 A

Beam intensities from 1-20m

1m	2m	3m	4m	5m	6m	7m	8m	9m	10m	11m	12m	13m	14m	15m	16m	17m	18m	19m	20m
3.3ft	6.6ft	9.8ft	13.1ft	16.4ft	19.7ft	23ft	26.2ft	29.5ft	32.8ft	36.1ft	39.4ft	42.7ft	45.9ft	49.2ft	52.5ft	55.8ft	59.1ft	62.3ft	65.6ft
25116lx	6279lx	2791lx	1570lx	1005lx	698lx	513lx	392lx	310lx	251lx	208lx	174lx	149lx	128lx	112lx	98lx	87lx	78lx	70lx	63lx
2333.3fcd	583.3fcd	259.3fcd	145.8fcd	93.3fcd	64.8fcd	47.6fcd	36.5fcd	28.8fcd	23.3fcd	19.3fcd	16.2fcd	13.8fcd	11.9fcd	10.4fcd	9.1fcd	8.1fcd	7.2fcd	6.5fcd	5.8fcd